









CREATE YOUR OWN: BANANA BREAD HOUSE

Bananas, spice, and everything nice help to create the perfect adornments for a holiday gingerbread house! From fruity roof shingles to tasty windows featuring a fun surprise, create your own unique scene with these easy to cut out elements. Simply print, cut, and stick with a toothpick onto your gingerbread (or banana bread loaf 😊) holiday house!


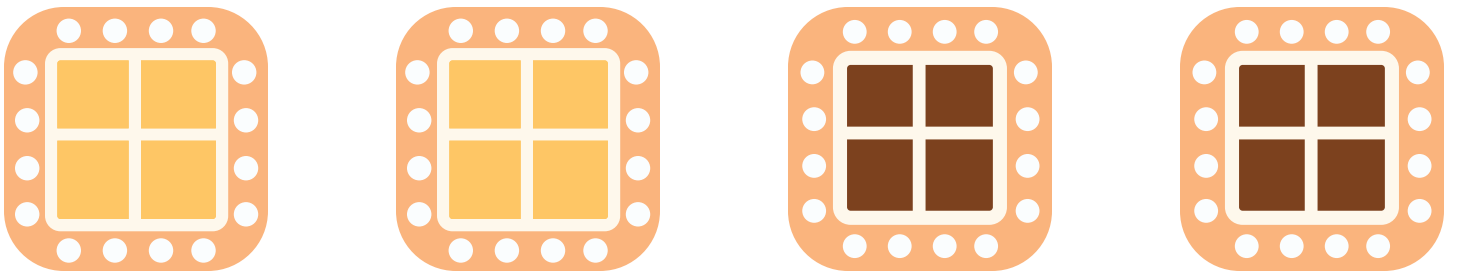

- 1 Print & cut out your DIY “Banana Bread House” elements
- 2 Use a toothpick to attach paper elements to your banana bread (or ginger bread) house
- 3 Enjoy!






Doors









Windows




Chimneys & Trim




Extras




Roof Panel (*Trim to Size*)



Roof Panel (*Trim to Size*)



Roof Panel (*Trim to Size*)



Roof Panel (*Trim to Size*)

